

TECHNICAL FILE

DUOTEMP : Indicator time/temperature disposable 2/8°C (35°F/47°F)

Control temperature range of
+2/8°C (35°F/47°F).

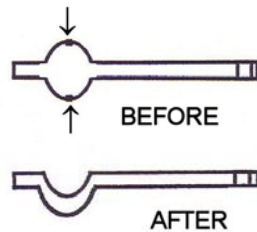
Any anomalies are indicated immediately.

Activation :



1/ GIOVATEMP (heat)

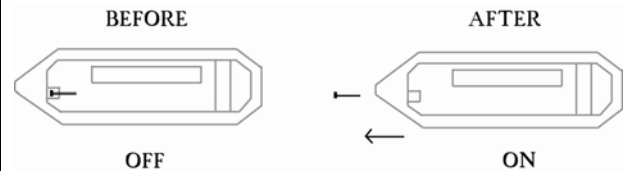
To activate GIOVATEMP, take the two bumps thumb and forefinger and make sure the capsule is well pressed.



Once the allowable temperature is exceeded, a red cursor progresses in the middle of the indicator.

2/ DOMETEMP (freeze, cold)

To activate DOMETEMP pull the stubborn at the top of the indicator.



Trigger Dometemp at room temperature by removing the stopper. It is imperative to position it on the object to control above its temperature control, flat or vertically, being careful in the manipulation, not too abrupt. Do not take into account the small spots in Area A.




Interpretation :

1/ GIOVATEMP (heat)


The markings are used to indicate a concept of moving time of the selected temperature (**here 8°C ; 47°F**).

The indicator informs you of any excessive temperature rise, with taking into account the accumulation of time passing.



2/ DOMETEMP (freeze, cold)

The markings are used to indicate a concept of moving time of the selected temperature (**here 2°C ; 35°F**)... The indicator informs you of any excessive temperature decrease, with taking into account the accumulation of time passing.



Precisions :

Our indicators are accurate at +/- 0,5°C for Giovatemp and +/- 1°C for Dometemp.